



Lara Hardy
EMT BASIC

BC Survey - Results 2022 Fall (16-Week - 221S), EMT BASIC

Dear Instructor,

Below are the 2022 Fall (16-Week - 221S) survey results for "EMT BASIC".

The overall indicator is listed first.

The second part of the analysis lists the average values of all individual questions.

Comments are listed at the report's end.

If you have any further questions, please reach out to a member of PIER.

Best regards,

Robert Wood
Assistant Research Analyst
Brazosport College
500 College Drive
Lake Jackson, TX 77566
(979)-230-3189
robert.wood@brazosport.edu

Lara Hardy
2022 Fall (16-Week - 221S)
EMT BASIC (EMSP1501 80221S)
No. of responses = 4



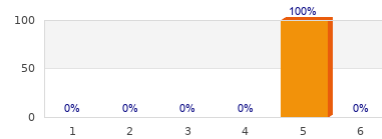
Survey Results

3. Level of Agreeance:

3.1)	Instructions for course activities and assignments were clear.	strongly disagree	<table><tr><th>Level</th><th>Percentage</th></tr><tr><td>1</td><td>0%</td></tr><tr><td>2</td><td>0%</td></tr><tr><td>3</td><td>0%</td></tr><tr><td>4</td><td>0%</td></tr><tr><td>5</td><td>100%</td></tr><tr><td>6</td><td>0%</td></tr></table>	Level	Percentage	1	0%	2	0%	3	0%	4	0%	5	100%	6	0%	N/A	n=4 av.=5 md=5 dev.=0
Level	Percentage																		
1	0%																		
2	0%																		
3	0%																		
4	0%																		
5	100%																		
6	0%																		
3.2)	The workload in this course was well distributed throughout the term.	strongly disagree	<table><tr><th>Level</th><th>Percentage</th></tr><tr><td>1</td><td>0%</td></tr><tr><td>2</td><td>0%</td></tr><tr><td>3</td><td>0%</td></tr><tr><td>4</td><td>25%</td></tr><tr><td>5</td><td>75%</td></tr><tr><td>6</td><td>0%</td></tr></table>	Level	Percentage	1	0%	2	0%	3	0%	4	25%	5	75%	6	0%	N/A	n=4 av.=4.8 md=5 dev.=0.5
Level	Percentage																		
1	0%																		
2	0%																		
3	0%																		
4	25%																		
5	75%																		
6	0%																		
3.3)	The course was delivered as outlined in the syllabus.	strongly disagree	<table><tr><th>Level</th><th>Percentage</th></tr><tr><td>1</td><td>0%</td></tr><tr><td>2</td><td>0%</td></tr><tr><td>3</td><td>0%</td></tr><tr><td>4</td><td>25%</td></tr><tr><td>5</td><td>75%</td></tr><tr><td>6</td><td>0%</td></tr></table>	Level	Percentage	1	0%	2	0%	3	0%	4	25%	5	75%	6	0%	N/A	n=4 av.=4.8 md=5 dev.=0.5
Level	Percentage																		
1	0%																		
2	0%																		
3	0%																		
4	25%																		
5	75%																		
6	0%																		
3.4)	Assessments/exams were based on material covered in assignments, readings, lectures, videos, group activities, etc.	strongly disagree	<table><tr><th>Level</th><th>Percentage</th></tr><tr><td>1</td><td>0%</td></tr><tr><td>2</td><td>0%</td></tr><tr><td>3</td><td>0%</td></tr><tr><td>4</td><td>0%</td></tr><tr><td>5</td><td>100%</td></tr><tr><td>6</td><td>0%</td></tr></table>	Level	Percentage	1	0%	2	0%	3	0%	4	0%	5	100%	6	0%	N/A	n=4 av.=5 md=5 dev.=0
Level	Percentage																		
1	0%																		
2	0%																		
3	0%																		
4	0%																		
5	100%																		
6	0%																		
3.5)	The instructor made learning relevant to my field of study, career, or degree.	strongly disagree	<table><tr><th>Level</th><th>Percentage</th></tr><tr><td>1</td><td>0%</td></tr><tr><td>2</td><td>0%</td></tr><tr><td>3</td><td>0%</td></tr><tr><td>4</td><td>0%</td></tr><tr><td>5</td><td>100%</td></tr><tr><td>6</td><td>0%</td></tr></table>	Level	Percentage	1	0%	2	0%	3	0%	4	0%	5	100%	6	0%	N/A	n=4 av.=5 md=5 dev.=0
Level	Percentage																		
1	0%																		
2	0%																		
3	0%																		
4	0%																		
5	100%																		
6	0%																		
3.6)	The instructor used a variety of instructional methods (examples: group discussions, student presentations, student activities, lab activities, online discussions, video assignments, case studies, etc.)	strongly disagree	<table><tr><th>Level</th><th>Percentage</th></tr><tr><td>1</td><td>0%</td></tr><tr><td>2</td><td>0%</td></tr><tr><td>3</td><td>0%</td></tr><tr><td>4</td><td>25%</td></tr><tr><td>5</td><td>75%</td></tr><tr><td>6</td><td>0%</td></tr></table>	Level	Percentage	1	0%	2	0%	3	0%	4	25%	5	75%	6	0%	N/A	n=4 av.=4.8 md=5 dev.=0.5
Level	Percentage																		
1	0%																		
2	0%																		
3	0%																		
4	25%																		
5	75%																		
6	0%																		
3.7)	The instructor provided timely feedback on my assignments.	strongly disagree	<table><tr><th>Level</th><th>Percentage</th></tr><tr><td>1</td><td>0%</td></tr><tr><td>2</td><td>0%</td></tr><tr><td>3</td><td>0%</td></tr><tr><td>4</td><td>0%</td></tr><tr><td>5</td><td>100%</td></tr><tr><td>6</td><td>0%</td></tr></table>	Level	Percentage	1	0%	2	0%	3	0%	4	0%	5	100%	6	0%	N/A	n=4 av.=5 md=5 dev.=0
Level	Percentage																		
1	0%																		
2	0%																		
3	0%																		
4	0%																		
5	100%																		
6	0%																		
3.8)	The instructor exhibited professional behavior, treated students respectfully, and used appropriate language during class.	strongly disagree	<table><tr><th>Level</th><th>Percentage</th></tr><tr><td>1</td><td>0%</td></tr><tr><td>2</td><td>0%</td></tr><tr><td>3</td><td>0%</td></tr><tr><td>4</td><td>0%</td></tr><tr><td>5</td><td>100%</td></tr><tr><td>6</td><td>0%</td></tr></table>	Level	Percentage	1	0%	2	0%	3	0%	4	0%	5	100%	6	0%	N/A	n=4 av.=5 md=5 dev.=0
Level	Percentage																		
1	0%																		
2	0%																		
3	0%																		
4	0%																		
5	100%																		
6	0%																		

3.9) The instructor provided grades within the stated timeframe.

strongly disagree

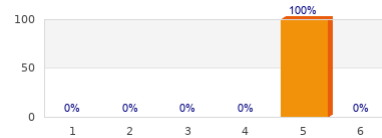


N/A

n=4
av.=5
md=5
dev.=0

3.10) The instructor was accessible to answer questions and explain material outside of class according to office hours.

strongly disagree



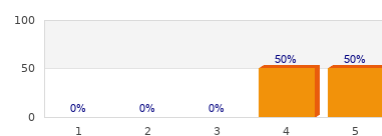
N/A

n=4
av.=5
md=5
dev.=0

4. Overall Satisfaction With This Course:

4.1) Please rate your overall satisfaction with the learning experience in this course.

Very Dissatisfied



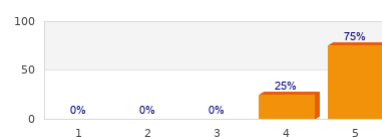
Very Satisfied

n=4
av.=4.5
md=4.5
dev.=0.6

5. Course Recommendation:

5.1) How likely are you to recommend this course with this instructor to a friend?

Very Unlikely



Very Likely

n=4
av.=4.8
md=5
dev.=0.5

7. Student Demographics:

7.1) How many credits have you completed toward your degree or certificate?

0 - 30 completed credits 100%31 - 60 completed credits 0%61 - 90 completed credits 0%91 + completed credits 0%

n=3

7.2) This course is instructed as:

a face-to-face course 75%a hybrid/blended course (a combination of face-to-face and online instruction) 25%an online synchronous (students are required to participate online at a specific time) 0%an online asynchronous (students view course materials at any time) 0%


n=4

7.3) This term I am currently enrolled in:


5 or less credit hours 25%6 - 8 credit hours 50%9 - 11 credit hours 25%12 or more credit hours 0%

n=4

7.4) My current major is:



7.5) I am currently a high school student taking college courses.



Comments Report

2. More Than One Instructor:

2.1) **If your course had more than one instructor.** in the box type the name of the instructor you are assessing. If your course only had one instructor, skip this question.

- Cathy Griener

6. Open Response:

6.1) What are the strengths of this course?

- IDK
- The Instructor Was Very Informative
- The instructor is one of the best I've had for any class. They make themselves available for anything in and outside of class, and will respond as fast as possible when they are able to.
- hands on learning and good explanations

6.2) What changes would you recommend that would improve this course?

- More hands on.
- More time for the class
- There are some minor things like the uniform not being completely outlined/ready. Some of the information like the schedule for chapters we go over in class are out dated in the syllabus.
- provide more for students flu shots, CPR certification, supplies, uniform

6.3) Any further, constructive comments?

- NA
- No
- none